





## AKG RACK MOUNT KITS FOR WIRELESS RECEIVERS

### 1. RMU 40 (7615H0604) for SR 40 Diversity

Consists of short and long rack ear, coupling plates and screws.



For mounting two SR 40 Diversity two RMU 40 are needed. Remove the rubber pads at the bottom of the receivers where they are attached together and use the coupling plate for linking the housings. Two short rack ears are to be mounted to the sides of the coupled receivers. The long ears remain unused.



**2. RMU 60 (2455Z0052) for SR 40 (non diversity version only), SR60/61 and SR80/81**


This picture shows of which parts the RMU60 consists (2 Rack ears, 3 Coupling pieces, Blind panel, Set of screws)




Correct positioning of rack ear and coupling piece. The blind panel is already fixed to the rack ear using screws, toothed washers and nut



The rack ears are put in place and the coupling piece is inserted into the side slots of the SR. By turning the Phillips screws the two parts of the coupling piece are pressed against the rim of the receiver's slots and safely fixed.



RMU60 attached to a single SR80 receiver



Finally fasten the securing screws after adding the washers

