

# YOUR WIRELESS FUTURE.

# AKG ACOUSTICS

# AKG ACOUSTICS

# WMS 400. ...

## EASY TRANSMITTER PROGRAMMING

**2**

PRG TX

Infra-Red data transmission from the receiver

IR

The frequency is downloaded from the receiver

Local frequency preset **AT2001**

Transmitting frequency in MHz **750.125**

Battery status display **8 h**

QUICK SETUP, FREQUENCY DOWNLOAD BY INFRA-RED  
BATTERY LIFE DISPLAY  
INTEGRATED CHARGING CONTACTS  
MINIATURE CASE



On Tour



AV/sound company



Theater



Conference



Place of worship

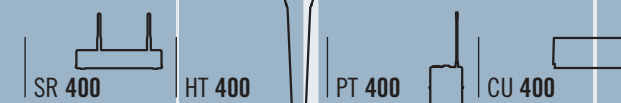


Lecturer

Rehearsal function for finding dead spots **RHSL**

## PERFORMANCE

**3**



## AKG.WIRELESS.SOUNDS.BETTER

**1**

<b>SR 400</b>	RF carrier frequency ranges: 650 to 680, 680 to 710, 720 to 750, 760 to 790, 790 to 820, 835 to 863 MHz	
Modulation:	FM	
Audio bandwidth:	35 to 20,000 Hz	
THD at 1 kHz:	< 0.3 %	
Signal-to-noise:	120 dB (A)	
Audio outputs:	balanced XLR and unbalanced TS 1/4" jack, balanced level switchable to -30 or 0 dBm	
Size:	200 x 140 x 44 mm (7.8 x 5.5 x 1.7 in.)	
Weight:	972 g (2.2 lbs.)	
Standard accessories:	RMU 400 rack-mount kit, power supply, 2 antennas	

**2**

<b>HT 400</b>	Carrier frequency ranges: 650 to 680, 680 to 710, 720 to 750, 760 to 790, 790 to 820, 835 to 863 MHz	
Modulation:	FM	
Audio bandwidth:	35 to 20,000 Hz	
THD:	< 0.7 % typical at rated deviation / 1 kHz	
S/N Ratio (A-weighted):	120 dB (A)	
RF output:	50 mW max. (ERP)	
Battery life:	1.5 V AA size alkaline battery: 6 hours; 1.2 V NiMH, 2100 mAh AA size rechargeable battery: 8 hrs.	
Size:	229 x 52.5 mm max. dia. (9 x 2 in.)	
Net Weight:	220 g (7.8 oz.)	
Standard accessories:	1 AA size alkaline battery, SA 63 stand adapter	

**2**

<b>PT 400</b>	Carrier frequency ranges: 650 to 680, 680 to 710, 720 to 750, 760 to 790, 790 to 820, 835 to 863 MHz	
Modulation:	FM	
Audio bandwidth:	35 to 20,000 Hz	
THD:	< 0.7 % typical at rated deviation / 1 kHz	
S/N Ratio (A-weighted):	120 dB (A) typical	
RF output:	50 mW max. (ERP)	
Battery life:	1.5 V AA size alkaline battery: 6 hours; 1.2 V NiMH, 2100 mAh AA size rechargeable battery: 8 hrs.	
Size:	60 x 73.5 x 30 mm (2.4 x 2.9 x 1.2 in.)	
Net Weight:	90 g (3.2 oz.)	
Standard accessories:	1 AA size alkaline battery, belt clip	
Optional accessories:	external mute switch	

AKG Acoustics GmbH  
Lembäckgasse 21-25, P.O.B. 158, A-1230 Vienna/AUSTRIA,  
Tel: (+43 1) 86 654-0\*, Fax: (+43 1) 86 654-7516, www.akg.com, e-mail: sales@akg.com  
Hotline: (+43 676) 83200 888, hotline@akg.com

AKG Acoustics GmbH  
Bodenseestraße 228, D-81243 München/GERMANY,  
Tel: (+49 89) 87 16-0, Fax: (+49 89) 87 16-200, www.akg.com/de, e-mail: info@akg.com  
Hotline: (+49 89) 87 16-2250, hotline@akg.com

AKG ACOUSTICS, U.S.  
914 Airport Center Drive, Nashville, TN 37217, U.S.A., Tel: (+1 615) 620-3800,  
Fax: (+1 615) 620-3875, www.akgusa.com, e-mail: akgsusa@harman.com

For other products and distributors worldwide see our website:  
[www.akg.com](http://www.akg.com)  
Specifications subject to change without notice.

H A Harman International Company  
03/04/Proa-Nr. 1493

world wide wireless with akg  
[WWW.AKG.COM](http://WWW.AKG.COM)



# THE FUTURE IS WIRELESS

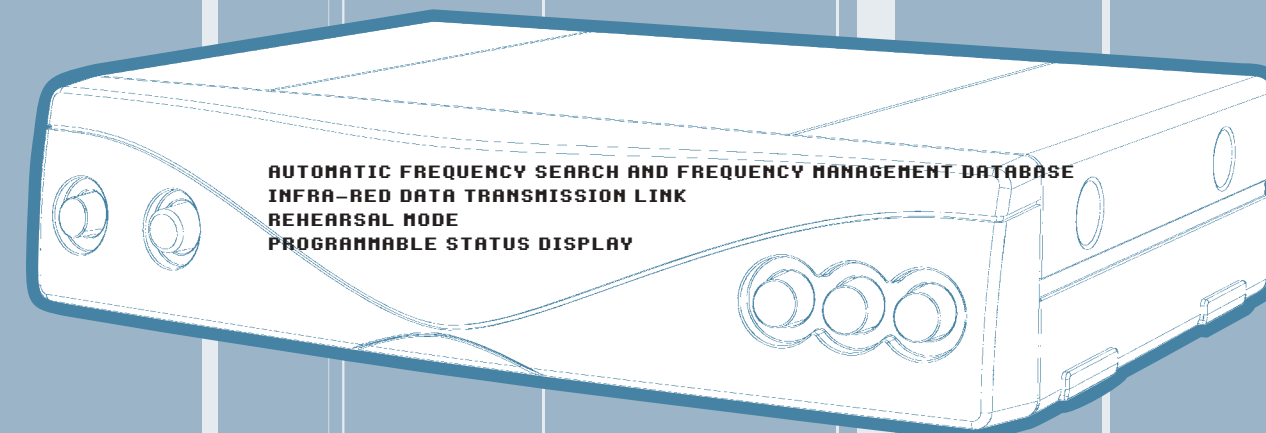
## WMS 400

ULTRAHIGH FREQUENCY



**1**

## AUTO-SETUP FUNCTION FOR EASE OF USE



AUTOMATIC FREQUENCY SEARCH AND FREQUENCY MANAGEMENT DATABASE  
INFRA-RED DATA TRANSMISSION LINK  
REHEARSAL MODE  
PROGRAMMABLE STATUS DISPLAY

**8 h**

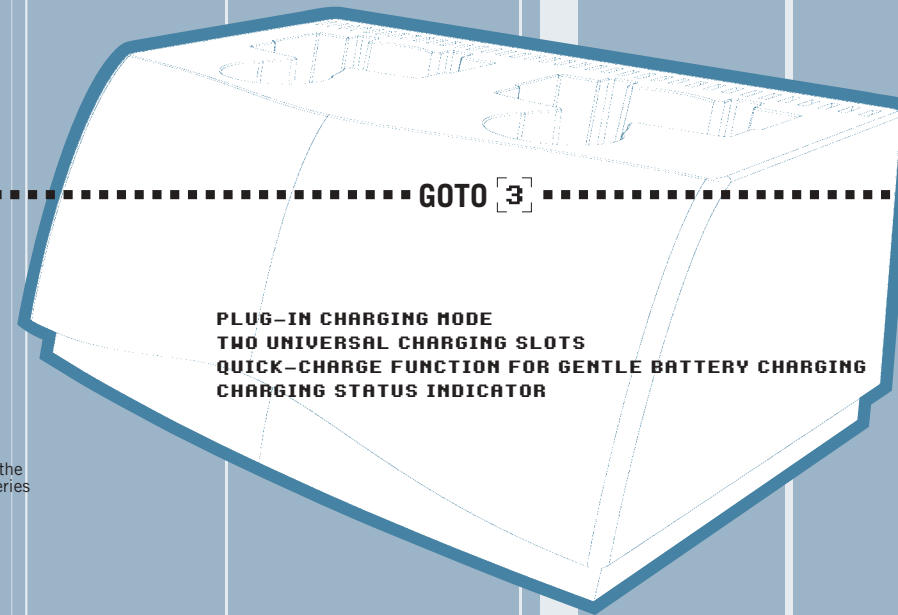
Keep going!

**Lo BAt**

Plug the transmitter into the charger for charging batteries

**4**

## EASY BATTERY MANAGEMENT



GOTO **3**

PLUG-IN CHARGING MODE  
TWO UNIVERSAL CHARGING SLOTS  
QUICK-CHARGE FUNCTION FOR GENTLE BATTERY CHARGING  
CHARGING STATUS INDICATOR

**Lo BAt**

**LOW BAt**

Battery status data is transmitted to the receiver, a low battery capacity warning is displayed on the receiver.

THE FUTURE IS NOW

# SR 400. STATIONARY RECEIVER.

# HT 400. HANDHELD TRANSMITTER.

# PT 400. BODYPACK TRANSMITTER.

# CU 400. CHARGER.

124

**AUTOMATIC FREQUENCY SEARCH**  
The receiver will automatically scan its frequency band, find interference-free frequencies, and transmit the related data to the transmitter by infrared.

**PROGRAMMABLE DISPLAY**  
Shows the most important system parameters at a glance.

**REHEARSAL FUNCTION**  
Records the most important system parameters during the soundcheck.

**MULTI-CHANNEL CAPABILITY**  
Up to 12 channels can be operated simultaneously within a single subband.\*

198

**LED METERING**  
Accurate readout of audio level, diversity status, and RF level.

**BACKLIT LCD**  
The LCD display uses red/green bicolor backlighting for easy operating status monitoring even from a distance.

**MENU KEYS**  
for easy programming.

**METAL CASE**  
Half-rack case for easy, space-saving rack mounting.

238

**ON/OFF SWITCH**  
The output level control is recessed to prevent unintentional readjustment.

**RECESSED LEVEL CONTROL**  
The output level control is recessed to prevent unintentional readjustment.

**INFRA-RED RADIATOR FOR TRANSMITTER PROGRAMMING**  
Infra-Red transmission is immune to RF interference and ensures quick, reliable transmitter programming.

**ANTENNA INPUTS**  
Allow you to connect plug-in antennas, remote antennas, or even a complex antenna network.

**UNBALANCED**

**BALANCED**

**ANTENNA B**

**1/4" AUDIO OUTPUT**  
Professional unbalanced 1/4" output jack.

**XLR AUDIO OUTPUT**  
Professional balanced XLR audio output.

**LOCKING DC INPUT**  
The DC input provides a locking connector for reliable connection to the power supply and to prevent the power cable from being disconnected unintentionally.

**FREQUENCY SEARCH DISPLAY**  
The receiver is automatically searching for clean frequencies, making system programming quick and easy.

**PRESET DISPLAY WITH AUDIO AND RF BARGRAPHS**  
The display indicates the currently selected frequency preset as well as audio and RF levels.

**INFRARED TRANSMISSION DISPLAY**  
The receiver is downloading frequency setup data to the transmitter.

**REHEARSAL MODE DISPLAY**  
The receiver can record dropouts and related parameters as the transmitter is moved around the performance area.

**WARNING DISPLAY**  
If, for instance, the transmitter batteries are running low, the display backlighting will change to red, reminding you that the system needs your attention.

SR 400 HT 400 PT 400 CU 400

\* Depending on local frequency plans.

374

**FREQUENCY DOWNLOAD FUNCTION FOR QUICK SETUP**  
Transmitter programming at the push of a button.

**BATTERY CAPACITY DISPLAY**  
Accurate battery capacity countdown indication in hours.

**"SCPM"-SINGLECELL POWER MANAGEMENT & INTEGRATED CHARGING CONTACTS**  
A single AA size 1.5 V dry or NiMH rechargeable battery will last for up to eight hours. Plug-in charging mode for rechargeable batteries ensures minimum operating cost and ultimate convenience.

**RUGGED BODY**  
Light, convenient, compact, sturdy.

442

The HT 400 handheld transmitter is available in two versions: Professional vocal microphone elements will make your voice cut through the loudest mix. Choose either the sheer power of the D 880<sup>M</sup> or the accurate clarity of the C 900<sup>M</sup>. Your voice is the reference.

D 880<sup>M</sup>

C 900<sup>M</sup>

**The Varimotion diaphragm**

DUST SHIELD  
20µm

NOFERR-MAGNET

RESONANCE CAVITY

TRANSDUCER CASE

40µm MOVING COIL

ACOUSTIC RESISTOR

Never before had it been possible to make a microphone diaphragm whose thickness varied along its diameter. The VARIMOTION technique tunes the diaphragm itself to the desired resonance frequency, eliminating the need for tuning resonators in the microphone body. The result is a better sound than ever before.

**The Doubleflex shock mount**

CAPSULE CASE

METAL WEIGHT

RUBBER SUSPENSION RING

RESONANCE CAVITY

RUBBER SUSPENSION RING

This two-stage shock mount suppresses handling and cable noise almost completely, so the audience will only hear the sound of your voice.

**SHOCK MOUNT**  
A rubber suspension ring and precisely matching brass weight ensure optimum suppression of handling noise.

**PB 1000 PRESENCE BOOST ADAPTER**  
The supplied, detachable PB 1000 Presence Boost Adapter provides a high-frequency rise of 3 to 5 dB up to 9 kHz that not only improves intelligibility of speech but also adds sparkle to instrument sounds.

**PPC 1000 POLAR PATTERN CONVERTER**  
The supplied PPC 1000 Polar Pattern Converter allows you to change the microphone element's pickup pattern from cardioid to hypercardioid.

508

**EXTREMELY RUGGED SPRING STEEL WIRE MESH CAP**  
Protects the microphone transducer from damage in tough usage on stage.

**RUGGED MINI XLR CONNECTOR**  
Professional 3-pin mini XLR input for connecting MicroMic Series or other head-worn microphones, lavalier microphones, or instrument cables from AKG.

**ON-MUTE/PRG-OFF SWITCH**  
Programming function: To activate the infra-red sensor, switch from OFF to MUTE/PRG. The transmitter will enter silent mode and be ready to receive data via IR.

**INFRA-RED SENSOR**  
Setting up the transmitter is incredibly easy as frequency and gain data is downloaded from the receiver via infra-red transmission.

**DISPLAY**  
Indicates the selected frequency or preset as well as the remaining battery capacity in hours.

**INTERFACE FOR EXTERNAL MUTE SWITCH**  
An external mute switch allows the user to mute the signal even if the transmitter is hidden beneath clothes.

**ON-MUTE/PRG-OFF SWITCH**  
Programming function: To activate the infra-red sensor, switch from OFF to MUTE/PRG. The transmitter will enter silent mode and be ready to receive data via IR.

**INPUT GAIN CONTROL**  
Sets the gain of the audio input stage.

**INTERCHANGEABLE COLOR CODE LABELS**  
For marking multichannel system transmitters by colors and lettering.

**BATTERY COMPARTMENT**  
The transmitter can be powered by a single AA size alkaline or rechargeable battery.

**SOFT-TOUCH FINISH**  
Soft-touch enamel reduces handling noise.

**CHARGING CONTACTS**  
Convenient plug-in charging on the CU 400 charger is cost efficient and friendly to the environment.

**DETACHABLE BELT CLIP**

8 h

Lo BAt

800.880

Local frequency preset

Frequency in MHz

Battery capacity display

Low battery capacity warning

SR 400 HT 400 PT 400 CU 400

508

**RECOMMENDED MICROPHONES FOR THE PT 400**

LM 3 L

CK 31 CK 32 CK 33

Speech

C 411 L

Guitar, Banjo

Violin, Viola

Zither, Sitar

C 416 L

Accordion

C 417 L

Presenter

Theater

Violin

C 418 L

Djembe, Gumbé, etc.

Djembe, Gumbé, etc.

C 419 L

Djembe, Gumbé, etc.

Woodwind and brass instruments

Didgeridoo

C 420 L

Vocals

Flute

C 444 L

Aerobics trainer, Announcer

Speech

C 477 WR L

Vocals/Theater

Speech

C 55 L

Speech

CK 77 WR L

Theater

Speech

718

**CHARGING STATUS LED**

**PLUG-IN CHARGING**  
Convenient charging with no need to remove the battery from the transmitter. A single 1.2 V NiMH AA size battery (> 2000 mAh) provides up to 8 hours of operation.

**TWO UNIVERSAL CHARGING SLOTS**  
Accommodate HT 400 and PT 400 transmitters, or AA size rechargeable batteries.

**LOCKING DC JACK**  
Input jack for a local or central power supply (e.g., PSU 4000).

**SYSTEM COMPONENTS.**

**PS 4000 ANTENNA SPLITTER**  
Wideband antenna splitter for four SR 400 receivers. Expandable for up to 50 or more receivers. Optimum performance at a reasonable cost.

**PSU 4000 CENTRAL POWER SUPPLY**  
Powers up to 12 SR 400 receivers plus antennas via three PS 4000 antenna splitters to keep wiring simple.

**SRA 1 PASSIVE WIDEBAND DIRECTIONAL ANTENNA**  
For indoor or outdoor use, specifically for setting up long-range radio links (up to 100 m/330 feet). For use with antenna cables up to 5 m (16 feet) long.  
• Water-resistant case, BNC output

**SRA 2B ACTIVE WIDEBAND DIRECTIONAL ANTENNA**  
For indoor or outdoor use, specifically for setting up radio links for distances up to 300 m (approx. 1000 ft.).  
• Integrated high-performance antenna booster for use with antenna cables up to 200 m (approx. 655 ft.) long  
• Remote powering option  
• Water-resistant case, BNC output  
• Status LED  
• Optional laser positioning pointer

**RA 4000 8 OMnidirectional WIDEBAND BOOSTER ANTENNA**  
For indoor or outdoor use, specifically for near-field antenna setups with no preferred direction  
• Integrated high-performance antenna booster for use with antenna cables up to 180 m (approx. 600 ft.) long  
• Remote powering option  
• Rugged, water-resistant case, BNC output  
• Status LED

**AB 4000 ANTENNA BOOSTER**  
High-performance antenna booster for inserting into long antenna cables. One AB 4000 can compensate for approximately 17 dB of cable attenuation, allowing RG 213 cable runs to be extended by approx. 60 m (200 feet). Up to three AB 4000 boosters can be used in series for extremely long cable runs.  
• BNC or N input and output  
• DC input  
• Status LED  
• Water-resistant case

**ASU 4000 REMOTE POWER ADAPTER**  
Remote power supply for complex antenna networks  
• BNC or N input and output  
• Locking DC input  
• Status LED  
• Water-resistant case

**HPA 4000 HEADPHONE AMPLIFIER**  
Headphone amplifier with eight inputs for SR 400 receivers and one headphone output.

**PSU 01/4000**  
Central power supply for four SR 400 receivers through one PS 4000. For small multichannel systems.

**ZAPD ANTENNA COMBINER/SPLITTER**  
For complex antenna networks

SR 400 HT 400 PT 400 CU 400

863

972

1024

SR 400 HT 400 PT 400 CU 400